


# University of Iowa Hospitals & Clinics Entrances and Exits









Open 24/7 and operates as both entrance and exit unless otherwise noted.

 = Available to staff, patients, and visitors

 = Available to staff only

Any entrances and exits not marked here are temporarily closed | Effective: March 2022



-   = Level 1 Entrance/Exit
-   = Level 2 Entrance/Exit
-   = Lower Level Entrance/Exit
-  = Elevator
-  = Skyway

